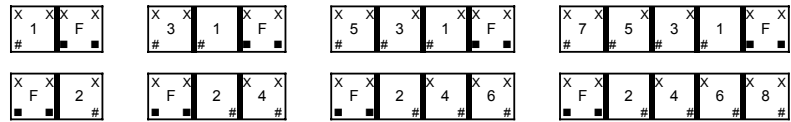
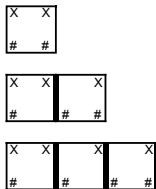


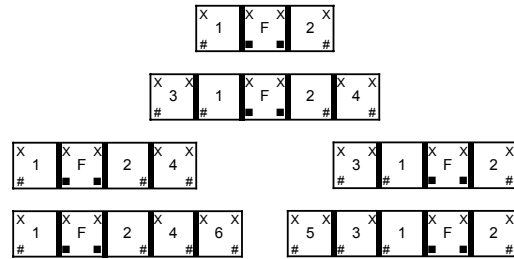
CASTER/LEG INSTALLATION INSTRUCTIONS FOR CF SERIES FRYERS

(BOLD LINES INDICATE WHERE FRYERS ARE BATTERED TOGETHER)

MJCF W/O FILTER OR FILTER READY



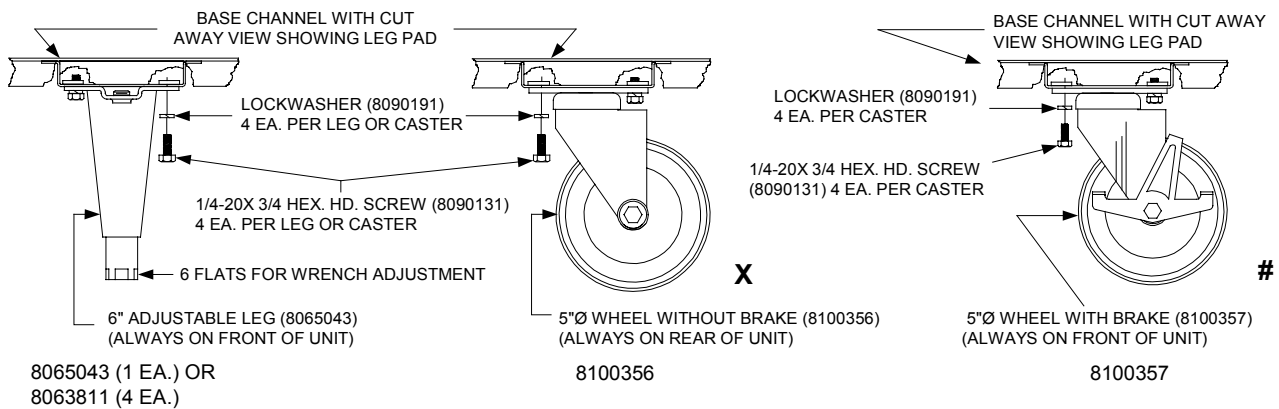
FMCF



LOCATION NOTES (SEE ILLUSTRATIONS BELOW):

- X = P/N 8100356 = 6.00" CASTER WITH 5.00" DIAMETER WHEEL WITHOUT BRAKE (USED ONLY ON REAR CASTER MOUNTS)
- # = P/N 8100357 = 6.00" CASTER WITH 5.00" DIAMETER WHEEL WITH BRAKE (USED ONLY ON FRONT CASTER MOUNTS)
- = P/N 8100007 = LEG ASSEMBLY
- F = FILTER POSITION
- NUMBERS = FRYER POSITIONS

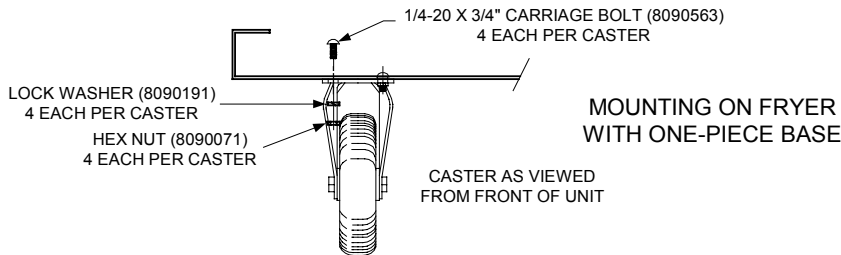
FOR LEGS ONLY OR LEG/CASTER COMBINATIONS, USE 8065043 (1 EA.) OR 8063811 (4 EA.) IN POSITIONS INDICATED FOR CASTERS (X OR #).



8065043 (1 EA.) OR
8063811 (4 EA.)

8100356

8100357



INSTALLATION NOTE:

TORQUE EACH SCREW TO 50 INCH LBS. MINIMUM. SEE DIAGRAMS ABOVE FOR PROPER LOCATION OF LOCKWASHER.